




PATTERN FLAGSTONE & TRAVERTINE




PATTERN FLAGSTONE COLLECTION

Pattern Flagstone is natural stone that has been selected and sawn to specific sizes or shapes. The packaging makes it simple to create a seamless pattern. Pieces range in size from as small as 12" x 12" to as large as 24" x 36". Sizes are cut in 6" nominal increments to allow for a mortar joint.



Castle Grey | Item #SAFG-1277




Cloudy Black | Item #SAFG-1273



Sedona Rustic | Item #SAFG-1343




Sierra Blue | Item #SAFG-1276



Pennsylvania Blue Full Color | Item #404
Natural Cleft shown above



Pennsylvania Blue Thermal | Item #404-TF
Call for availability




Sedona Rustic

Castle Grey


SIMPLE. YET VERSATILE.

Complement any project with this unique and versatile product pictured left. It can be used as a Cap or Tread. Dimensions are 6' long x 12" wide x 2" thick. Tread colors available are Castle Grey or Sedona Rustic.

Add a creative element to any project with natural stone coping. Dimensions are: 24"L x 14"W x 2" thick




Castle Grey Coping



Sunset Buff Coping




PATTERN FLAGSTONE COLLECTION



TOP
Pennsylvania Blue Full Color Pattern Flagstone

BOTTOM LEFT
Sedona Rustic Pattern Flagstone

BOTTOM RIGHT
Cloudy Black Pattern Flagstone



SEMCO OUTDOOR
LANDSCAPE SUPPLY & SERVICE
TRAVERTINE COLLECTION



TOP: Ivory Travertine | **BOTTOM LEFT / RIGHT:** Country Classic Travertine

TRAVERTINE COLLECTION

The beauty of your home will be beautiful for years to come with our Tumbled Travertine Pavers. The tumbled finish gives a texture to the travertine which makes it slip resistant, ideal for pool decks, patios and porches. Travertine pavers are also a natural product with no chemicals and will not retain heat, unlike concrete pavers.



Country Classic | Travertine Paver



Ivory | Travertine Paver




Noce | Travertine Paver




French Pattern
1 1/4" thick



Country Classic | Coping



Ivory | Coping



Noce | Coping




SHOWN ABOVE: Ivory Travertine & Coping




Coping Dimensions
12" x 24" x 2"

COLOR PALETTES | ASTM TESTING



CASTLE GREY

COPING – Castle Grey
WALL CAP – Castle Grey
NATURAL WALL – Summit Gray Tumbled
PATIO – Castle Grey Pattern Flagstone




CLOUDY BLACK

COPING – Gunsmoke Gray
WALL CAP – Castle Grey
8" DRYWALL – Dove Gray
PATIO – Cloudy Black Pattern Flagstone




SEDONA RUSTIC

COPING – Ivory
WALL CAP – Sedona Rustic
8" DRYWALL – Black Hills Rustic
PATIO – Sedona Rustic Pattern Flagstone



SIERRA BLUE

COPING – Gunsmoke Gray
WALL CAP – Castle Grey
8" DRYWALL – Timber Creek
PATIO – Sierra Blue Pattern Flagstone



PENNSYLVANIA BLUE

COPING – Castle Grey
WALL CAP – Castle Grey
NATURAL WALL – Hickory Gray Tumbled
PATIO – Pennsylvania Blue Pattern Flagstone

ASTM SPECIFICATIONS – PATTERN FLAG

PATTERN FLAGSTONE PAVER:
Testing Results for: Castle Grey, Cloudy Black, Sedona Rustic, Sierra Blue & Pennsylvania Blue

ASTM C 97: ABSORPTION & DENSITY

CASTLE GREY: 0.84%
CLOUDY BLACK: 2.17%
SEDONA RUSTIC: 3%
SIERRA BLUE: 0.84%
PENNSYLVANIA BLUE: 1.08%


ASTM C 170: COMPRESSIVE STRENGTH

CASTLE GREY: 26,106 psi
CLOUDY BLACK: 18,129 psi
SEDONA RUSTIC: 13,488 psi
SIERRA BLUE: 26,106 psi
PENNSYLVANIA BLUE: 14,482 psi

ASTM C-241: ABRASION RESISTANCE



PENNSYLVANIA BLUE: 8.9

COLOR PALETTES | ASTM TESTING





COUNTRY CLASSIC

COPING – Noce
WALL CAP – Noce
VENEER – Country Classic Travertine
PAVER – Country Classic Tumbled Travertine



IVORY

COPING – Noce
WALL CAP – Noce
VENEER – Ivory Travertine
PAVER – Ivory Tumbled Travertine



NOCE

COPING – Noce
WALL CAP – Noce
VENEER – Noce Travertine
PAVER – Noce Tumbled Travertine



ASTM SPECIFICATIONS – TRAVERTINE

TUMBLED TRAVERTINE 3CM PAVER:
Testing Results for: Country Classic, Ivory & Noce

ASTM C 97 – ABSORPTION & DENSITY

BULK DENSITY: 2.37 lb/ft³
WATER ABSORPTION: 2.979%

ASTM C 170 – COMPRESSIVE STRENGTH


WET TRANSVERSE: 3,332 lbs/in²
WET LONG: 3,877 lbs/in²
DRY TRANSVERSE: 5,738 lbs/in²
DRY LONG: 5,402 lbs/in²

ASTM C 666 – FREEZE & THAW

No cracks or deformation noted.
RESULTS: Pass

DYNAMIC CO-EFFICIENT OF FRICTION
ANALYSIS RESULTS PER ANSI A137.1

DRY RESULT: 0.67
WET RESULT: 0.68
** Spec: 42 minimum average
acceptable per ANSI A137.1



www.SemcoOutdoor.com

OUR LOCATIONS

» CORPORATE OFFICE

(800) 814-1072
50 Robinson Industrial Dr.
Perryville, MO 63775
info@semcostone.com

» CINCINNATI, OHIO

(513) 725-0070
11864 Chesterdale Road
Cincinnati, OH 45246
infoOH@semcostone.com

» COLUMBUS, OHIO

(614) 861-4668
6015 Taylor Road
Columbus, OH 43230
infoOH@semcostone.com

» KANSAS CITY, MO

(816) 318-1203
2515 Semco Drive
Belton, MO 64012
infoKC@semcostone.com

YOUR SOURCE FOR NATURAL STONE | SEMCOOUTDOOR.COM